

BANQUET COLLECTION



JustChair Quality

Our quality is top-tier. Every product is designed for decades of performance. Our quality is verified by nine international, ISO and US factory certifications.

Nationwide Sales Support

We ensure that every product is sold with expertise and locally supported. Available via restaurant equipment dealers, national distributors, consultants, designers and architects.

Built-to-Order Program

Our custom banquet collection is available **12 weeks from your approved purchase order.**

Minimum of 100 units per order.

We also have Quickship options available.

12-Year Banquet Seating Warranty

We back our banquet seating products with an industry leading T12 year structural warranty.



ALUMINUM

STANDARD

Our aluminum banquet collection features light-weight strength in four traditional styles. Available in a variety of powder coatings, with ribbed or smooth 14 gauge welded frames.



A81118
Aluminum
Cathedral



A80118
Aluminum
Dome



A81218
Aluminum
Arc Rectangle



Choose smooth, ribbed or channel aluminum frames

ELEGANT

The elegant collection features eased aluminum edges with concealed frames. The smooth 14 gauge aluminum provides light-weight strength in four elegant styles. This collection features JustChair's "Flex-Back" for maximum comfort.

This Collection features "Flex-Back"



A82018
Elegant
Aluminum
Teardrop



A82118
Elegant
Aluminum
Cathedral



A82218
Elegant
Aluminum
Rectangle



A82318
Elegant
Aluminum
Oval



STEEL

ROUNDED

The steel banquet collection features heavy-duty 16 gauge, rust protected steel. Featuring three rounded traditional styles. Available in a variety of powder coatings, and premium faux wood finishes.



M81318
Steel Oval



M80118
Steel Dome



M81118
Steel Cathedral

QS QuickShip
choices available
M81118Q



Add arms to
any style



SQUARE

Our square collection, features heavy duty welded steel construction. The smooth 16 gauge rust protected steel features 1,000 pound weight capabilities in three styles. Available in a variety of powder coatings and faux wood finishes.



M81518
Steel Rectangle
Solid Back



M888-A
Steel Tapered
Aline



Dress up the
tapered back
with an eclipse
hand-hold

Upgrade to
premium swivel
nickel glides




QS QuickShip
choices available
M81518Q




OPTIONS & SPECIFICATIONS

HAND-HOLDS

Three standard hand-hold options are available.



Solid (-S)
No hand hold



Aline (-A)
Full width hold



Eclipse (-E)
Crescent hold

SEAT BACK BOTTOM

Choose from three different styles for the bottom area of the seat back. Downward arc is standard. Not available on styles with metal framed back bottom.



Downward Arc
Standard



Upward Arc



Straight

CHAIR GANGERS

Four add-on gangers are available.



Plastic Mount
(-GB4)



Welded Insert Metal Hook
(-GB5)



Insert Metal Hook
(-GB3)



Slide Attach
(-GB2)

One premium built in option is also available.



Built-in
(-GB1)

ADDITIONAL OPTIONS

Glides: Standard nylon or premium chrome swivel.

Arms: Add arms to any design.

See additional sheets for colors & upholstery choices.

Powder coat:

Standard:



Textured Black
#16



Gloss Black
#10



Clear Coat
#00



Silver Flash
#00



Silver / Chrome
#48



Gold Vein
#88



Silver Vein
#11



Copper Vein
#07



Dark Gold
#09



Gold Metallic
#00

Premium:

Premium Faux Wood Finishes:



Natural



Cherry



Mahogany



Walnut

DOLLIES

Choose from our premium or economy dolly.







Premium (D140)
CH-DOLLS-AL



Economy (D142)
CH-DOLLS



DIMENSIONS

				
A80118	37"	19.25"	18"	19"
A81018	36.25"	18.25"	18.25"	24"
A81118	36.25"	18.25"	18.25"	23.75"
A81218	36.75"	19"	18.5"	24"
A82018	35.75"	19"	17"	25"
A82118	37.5"	18.75"	16.5"	24.25"
A82218	36.75"	18.75"	17.25"	24.75"
A82318	37.25"	18.75"	17.25"	23.25"
M80118	35.5"	18.75"	17.75"	21"
M81118	37.25"	19"	17.5"	21.25"
M81318	36.5"	18.5"	23.5"	20.75"
M81518	36.5"	18.75"	19.25"	22.5"
M81618	36"	18"	18"	23"
M88818	33.75"	18.5"	18"	21"