

OUTDOOR SEATING

Perma-wood™, Aluminum & Steel



WE ARE **MORE** THAN JUST CHAIRS!

just

/jəst/

adjective

"... according to what is morally right and fair"

Yes, our chairs are where we are **just**. This ensures you get the best chairs and the best service.

But, we supply all types of commercial furniture. And, we also deliver that same **just** commitment on every product, for all your front-of-house projects.

We are

 **Just Chairs**
and More!

OUR LEAD TIMES FOR TYPICAL CONFIGURATIONS:

JCM products are available via commercial restaurant equipment dealers, architects, designers and contractors nationwide.

5-10
work days

QuickShip[†]
minimal assembly
products

4-6
weeks

Standard
stock assembly/build and
configuration required

12-18
weeks

Built to Order*
factory custom built
and non-stocked

† Large quantities may change lead times.

* Limited - Check with factory. MOQ may apply.

A220

ALUMINUM - CLASSIC SLAT BACK

Slat back seating in brushed aluminum.
Upholstered seat options.

A22018



A22030



SEAT, BACK & FRAME

Welded aluminum construction
Includes rubber under-edge protectors, with premium vinyl covered nickel, insert style swivel glides

SEAT OPTIONS

1" thick padded upholstered seat
Upholstery: See Planning & Options (page 105)

QUICK SHIP CONFIGURATION






Seat & Frame



CUSTOM OPTIONS

Factory BTO custom colors available, 100 pc. MOQ
Local customization available, no MOQ
Upholstery: See Planning & Options (page 105)

DIMENSIONS AND WEIGHTS

					
Chair (18)	33"	18"	15.5"	15"	7 lbs
Barstool (30)	42.5"	30"	15.5"	15"	13 lbs

Padded Seat Available



G425/6

GALVANIZED TOLIX STACKABLE SEATING

Galvanized steel, stackable chair. Solid wood and upholstered seat choices. **For indoor or outdoor use.**

G42518
Stackable



G42518A
Wood Seat
Stackable



G42630
w/ Padded Seat



SEAT, BACK & FRAME

Galvanized steel, welded construction with stacking bumpers and black insert-style rubberized plastic glides

SEAT OPTIONS (INDOOR)

PS: 1" padded upholstered
Stackable Wood seat

QUICK SHIP CONFIGURATION

Seat - Vinyl



Black

Seat - Solid Wood or Veneer



Natural



Walnut

Frame









Galvanized
Steel

CUSTOM OPTIONS

Factory BTO custom colors available, 100 pc. MOQ
Local customization available, no MOQ
Upholstery: See Planning & Options (page 105)

DIMENSIONS AND WEIGHTS

					
Chair (18)	34"	18"	14"	14"	12 lbs
Barstool (30)	46"	30"	14"	14"	14 lbs
Arm (18)	31"	18"	20"	21.5"	14 lbs



Stacking bumpers to protect seat finish



4

Just Chairs and More! · 347.617.1317
JustChair.com · Info@JustChair.com

G425X

BACKLESS GALVANIZED TOLIX SEATING

Galvanized steel, stackable, backless stools. Solid wood and upholstered seat choices. **For indoor or outdoor use.**

G42518X
Wood Seat



G42518X
Padded Seat

G42530X



SEAT & FRAME

Galvanized steel, welded construction with stacking bumpers, with black insert-style plastic/rubber glides

SEAT OPTIONS (INDOOR)

PS: 1" padded upholstered (indoor)
Stackable Wood Seat

QUICK SHIP CONFIGURATION

Seat - Vinyl



Black

Seat - Solid Wood



Natural



Walnut

Frame - Galvanized Steel









Artistic Matte
Galvanized

CUSTOM OPTIONS

Factory BTO custom colors available, 100 pc. MOQ
Local customization available, no MOQ
Upholstery: See Planning & Options (page 105)

DIMENSIONS AND WEIGHTS

					
Stool (18)	-	18"	12"	12"	7 lbs
Barstool (30)	-	30.5"	12"	12"	11 lbs



Stacking bumpers to protect seat finish



JUF

COMMERCIAL GRADE OUTDOOR UMBRELLAS

Square and octagon umbrellas available in custom configurations. Choose from a variety of fabric colors, finishes and crank/pull/tilt styles.



Final colors will match chosen frame finishes.



STOCKED CONFIGURATIONS


MODEL	DESCRIPTION	WT.
845FM	7.5' / 2.3M Octagon	16 lbs
854FM	9' / 2.7M Octagon	18 lbs
864FM	11' / 3.5M 3.5M Octagon	22 lbs
454FM-SQ	6.5' x 6.5' / 2M Square	16 lbs
464FM-SQ	7.5' x 7.5' / 2.3m Square	17 lbs

FINISHES

Frame



Fabric - Grade 1



PW801

PERMA-WOOD™ GREY OUTDOOR - CHAIRS

Our Perma-wood™ Outdoor is always cool to the touch. It is designed wide and comfortable, in a range of sizes.

PW80118A



PW80118



PW80130



STOCKED CONFIGURATIONS

MODEL	DESCRIPTION	WT.
PW80118	Side Chair	12 lbs
PW80118A	Arm Chair	14 lbs
PW80124	Counter-high Stool	13 lbs
PW80130	Barstool	14 lbs

FINISHES

Seat & Back




Frame




CONSTRUCTION STYLE

Perma-wood™ brushed synthetic polystyrene
Welded, powder coated aluminium components
Stainless steel connectors.



Antique Brushed
Faux Teak



Easy cleaning and maintenance with
included buffing bar and care kit.



7

Just Chairs and More! · 347.617.1317
JustChair.com · Info@JustChair.com

PW801

PERMA-WOOD™ GREY OUTDOOR - TABLES

Our Perma-wood™ Outdoor is always cool to the touch. It is designed wide and comfortable, in a range of sizes.

PW801TT
36R



PW801TT
3636



PW801TT
3030
Bar Height



PW801TT
3048



STOCKED CONFIGURATIONS

MODEL	DESCRIPTION	WT.
PW801TT-2424	24" x 24" Flip Table Unit	30 lbs
PW801TT-2430	24" x 30" Flip Table Unit	35 lbs
PW801TT-3030	30" x 30" Flip Table Unit	50 lbs
PW801TT-3048*	30" x 48" Table w/ H Base	60 lbs
PW801TT-3072	30" x 72" Table w/ H Base	75 lbs
PW801TT-3636*	36" x 36" w/ Corner Legs	60 lbs
PW801TT-36R*	36" Round w/ Flared Legs	55 lbs
PW801TT-3030-B	30" x 30" Bar High Unit	55 lbs

*Include Umbrella holes with grommet and cap

FINISHES



Dark Grey
Frame



Antique Faux Teak - Brushed
Grey Slats

CONSTRUCTION STYLE

Perma-wood™ brushed synthetic polystyrene
Welded, powder coated aluminium components
Stainless steel connectors
X-base stackable design for convenient
transport and storage (Flip Table Unit Only)
Table top assembly required. Tools included



PW801TT
Stackable Flip
Table Unit



8

Just Chairs and More! · 347.617.1317
JustChair.com · Info@JustChair.com

PW803

PERMA-WOOD™ TAN OUTDOOR

Our Perma-wood™ Outdoor is always cool to the touch. It is designed wide and comfortable, in a range of sizes.

PW-80318A



STOCKED CONFIGURATIONS

MODEL	DESCRIPTION	WT.
PW80318	Side Chair	12 lbs
PW80318A	Arm Chair	14 lbs
PW80330	Barstool	14 lbs
PW803TT-2424	24" x 24" Flip Table Unit	30 lbs
PW803TT-3030	30" x 30" Flip Table Unit	50 lbs
PW803TT-3048*	30" x 48" Table w/ H Base	60 lbs
PW803TT-3636*	36" x 36" w/ Corner Legs	60 lbs

*Include Umbrella holes with grommet and cap

FINISHES



Champagne Frame



Natural Teak - Pressed Grain Tan Slats

PW-80318



CONSTRUCTION STYLE

Perma-wood™ pressed synthetic polystyrene
 Welded, powder coated aluminium components
 Stainless steel connectors
 X-base stackable design for convenient transport and storage
 Table top assembly required. Tools included

PW803TT
3048UMB



Natural Pressed Faux Teak - Tan

PW80330



PW803TT



PW803TT
3636 w/ Corner Legs



S425

CLEAR STEEL TOLIX SEATING

Industrial style, clear coated steel tollox style stackable chairs in clear-coat and colors. For indoor use only, some rust veining may occur. Solid wood and upholstered seat choices.



SEAT & FRAME

Powder coated steel, welded construction with stacking bumpers, with black insert-style, plastic/rubber glides

SEAT OPTIONS

PS: 1" padded upholstered
Stackable Wood Seat

QUICK SHIP CONFIGURATION

Seat - Vinyl



Seat - Solid Wood or Veneer








Frame



CUSTOM OPTIONS

Factory BTO custom colors available, 100 pc. MOQ
Local customization available, no MOQ
Upholstery: See Planning & Options (page 105)

DIMENSIONS AND WEIGHTS

					
Chair (18)	34"	18"	14"	14"	12 lbs
Barstool (30)	46"	30"	14"	14"	14 lbs

NOTE: Industrial Clear Coat is a clear coating over raw untreated steel. It is acid washed before welding and coating. But, it is not warranted against rusting.



Stacking bumpers to protect seat finish.



10

Just Chairs and More! · 347.617.1317
JustChair.com · Info@JustChair.com

S425

STEEL TOLIX STACKABLE SEATING

Powder coated galvanized steel tolix style chairs in clear-coat and colors. For indoor use only. Solid wood and upholstered seat choices. **For indoor or outdoor use.**


S42518-BLK
Indoor/ Outdoor
Stackable



S42518-RED
Indoor/ Outdoor
Stackable



S42530-RED
Indoor/ Outdoor



Stacking bumpers to
protect seat finish

SEAT & FRAME

Powder coated galvanized steel, welded construction with stacking bumpers, with black insert-style, rubber glides

SEAT OPTIONS (INDOOR)

PS: 1" padded upholstered
Stackable Wood Seat

QUICK SHIP CONFIGURATION

Seat - Vinyl



Black

Seat - Solid Wood



Natural



Walnut

Frame - Galvanized Steel



Red








Black

CUSTOM OPTIONS

Factory BTO custom colors available, 100 pc. MOQ
Local customization available, no MOQ
Upholstery: See Planning & Options (page 105)

DIMENSIONS AND WEIGHTS

					
Chair (18)	34"	18"	14"	14"	12 lbs
Barstool (30)	46"	30"	14"	14"	14 lbs



11

Just Chairs and More! · 347.617.1317
JustChair.com · Info@JustChair.com

TBX

DOUBLE BOLTED BASES

Precision lathed steel columns with super strong cast iron bases and spiders featuring JustChair's double bolted design. Shipped with tools and instructions for easy assembly.

TBX
End & Cross






TBX
Round







POWDER COAT

Standard black powder coat
Locally customized colors available

STANDARD SIZES - QUICKSHIP

BASES	DINING (-28)	BAR (-40)
	5" x 22" 15 lbs	.5" x 22" 16 lbs
	22" x 22" 18 lbs	22" x 22" 23 lbs
	24" x 30" 22 lbs	24" x 30" 27 lbs
	30" x 30" 23 lbs	30" x 30" 23 lbs
	33" x 33" 25 lbs	33" x 33" 25 lbs
	18" round 29 lbs	18" round 32 lbs
	24" round 30 lbs	24" round 49 lbs
	30" round 50 lbs	30" round 52 lbs

RECOMMENDED BASES TO TOP SIZES

				
24" x 30"		2222	18R	
24" x 42"		2430	18R	
30" x 45"		2430		
30" x 48"	0522(2)	2430		
30" x 60"	0522(2)			
30" x 72"	0522(2)	2222(2)		
36" x 72"		2430(2)	24R(2)	
24" x 24"		2222	18R	
30" x 30"		2430	24R	
36" x 36"		3030	30R	
42" x 42"	0522(3)	3333	30R	
36/51"		3333	30R	
42/60"	0522(3)			4848



SPECIALIZED BASES

Precision lathed steel columns with super strong cast iron bases and spiders featuring JustChair's double bolted design. Shipped with tools and instructions for easy assembly.

TBX
Large Top



POWDER COAT

Standard black powder coat
Locally customized colors available

STANDARD SIZES - QUICKSHIP

BASES DINING (-28)



48" x 48" 50 lbs
Large top base



36" x 24" 50 lbs
Cantilever base

RECOMMENDED TABLE SIZE

4848: 48" Round to 72" Round

Cantilever: 36" long to 48" long tops. Longer tops require a pin leg

TBX
Cantilever



TBX
Pin Leg



Available for tops over 50"

LARGE TOP TABLE BASES

Precision lathed steel columns. Fully welded joints.
Shipped with tools and instructions for easy assembly.
Sold individually.



TBXU28
U-Base



POWDER COAT

Standard black powder coat
Locally customized colors available
Black vinyl screw in glides

STANDARD SIZES

BASES	DINING (-28)	Counter (-34)	BAR (-40)
	24" x 28" 20 lbs	24" x 34" 30 lbs	24" x 40" 40 lbs
	24" x 28" 20 lbs	24" x 34" 30 lbs	24" x 40" 40 lbs

MINIMUM TABLE SIZE

Compatible with **30" x 30"** or larger tables

TBXX28
X-Base



TBZ

OUTDOOR TABLE BASES

Precision lathed steel columns with super strong cast iron bases and spiders featuring JustChair's double bolted design. Zinc coated for protection from the elements. Shipped with tools and instructions for easy assembly.

TBZ
Round



TBZ
End



TBZ
Cross




UMBRELLA OPTION (-UMB)


Bar and dining height available with or without internal umbrella support capability


POWDER COAT

Zinc, Perma-gray powder coat
Stainless steel hardware

STANDARD SIZES - QUICKSHIP

BASES	DINING (-28)	BAR (-40)
	5" x 22" 15 lbs	5" x 22" 16 lbs

	22" x 22" 18 lbs	22" x 22" 23 lbs
	30" x 30" 23 lbs	30" x 30" 30 lbs

	18" Round 29 lbs	18" Round 23 lbs
	22" Round 30 lbs	22" Round 44 lbs

RECOMMENDED BASES TO TOP SIZES



24" x 30"	2222	18R
24" x 42"		18R
30" x 45"		
30" x 48"	0522(2)	
30" x 60"	0522(2)	
30" x 72"	0522(2) 2222(2)	
36" x 72"		24R(2)
24" x 24"	2222	18R
30" x 30"		24R
36" x 36"	3030	
42" x 42"	0522(3)	
36/51"		
42/60"	0522(3)	



WL850

BISTRO RATTAN CHAIR

The WL850 is a welded wood-look aluminum frame with poly woven seating.

WL85018



WL85030



SEAT & BACK

WL850: Black & White synthetic (plastic) wicker. Sturdy nylon weave

FRAME

WL850: Welded aluminum with a multi-layered powder coat in a faux walnut finish

DIMENSIONS AND WEIGHTS



WL850					
Chair (18)	35"	17"	17"	16.5"	8 lbs
Barstool (30)	42.5"	30"	15.5"	15"	13 lbs

JTA39118

STEEL CAFE' CHAIR

The cafe style is fully welded, powder coated steel.

JTA39118



SEAT & BACK

JTA39118 Welded flat galvanized powder coated steel

FRAME

JTA39118 Welded galvanized powder coated steel frame

DIMENSIONS AND WEIGHTS



JTA391					
Chair (18)	32"	19"	17"	16"	8 lbs



ABOUT

UNDERSTANDING FREIGHT

Shipping furniture notes and information.

For freight quotes: e-mail freight@justchair.com

TYPES OF FREIGHT

Small- Parcel / Ground: Boxed items. Normally less than 24" x 24" x 40" to avoid oversize charges. Max ground size for example is 24" x 24" x 58".

Medium- LTL: Less than truckload, palletized freight, Minimum of 150 lbs. Ships from terminal to terminal, then is delivered via a local truck having multiple stops in the area. Normally Limited to 6 pallets or less.

Large- FTL or Dedicated Truck: Full truck load 26' or 53'. Items are not palletized. They will hand-stacked (floor loaded), loose or boxed.

DELIVERY

Small- Parcel / Ground: Packages are picked up and delivered to the door of the receiver.

Medium:- LTL: Less than truckload. These normally arrive at the discretion of the trucking company. 4 hour appointment windows can be arranged as an added service with an extra day of shipment time.

Large- FTL or Dedicated Truck: Full truck load. Items are not palletized. They are normally floor loaded (loose) or boxed.

Unloading: The truck driver is required to open the back of the truck only. The receiver is responsible for removing the items and packaging from the truck within an hour of arrival.

Special services (additional charges): Limited delivery sites, gated areas, lift-gates, unloading, inside delivery, extended wait time, installation, to name a few.

THINGS TO CONSIDER FOR LTL/FTL/ DEDICATED TRUCK:

Unloading: Have plenty of help for unloading. Normally two people in the truck and two people accepting the furniture then walking it in. Note that for most furniture, it is easier to hand off at truck height, than using a lift-gate.

Inspection and damage: NEVER refuse. It can delay replacements or repairs for weeks as the freight company tries to reroute. Always photograph and notate any visible damage on the bill of lading when you sign.

Concealed damage: The driver is not responsible to wait for inspection inside the packaging. Please provide descriptive photographs and e-mail your sales rep as soon as discovered.

Repairs and replacements: Furniture is often built-to-order and highly modular. Many of the damaged components can be quickly replaced without complete remanufacture of the entire unit.

